


Immunisation in **CHILDREN** by age two years



www.bpac.org.nz keyword: immunisation

Targets for immunisation in children aged two years and under

The PHO Performance Programme (PPP) was established to improve the health outcomes of people enrolled in general practice and to reduce inequalities, especially in high needs populations (Māori, Pacific peoples and those living in lower socioeconomic areas).

An important focus of the PPP for younger patients is to ensure that they are receiving their necessary immunisations, by the recommended age milestones.

It is imperative that the majority of children are immunised against selected serious diseases in order to ensure that re-emergence of these diseases does not occur. As well as achieving immunisation coverage, it is equally important that children are vaccinated on time. Delay in receiving the first infant vaccinations (at age six weeks) is associated with subsequent non-completion of the immunisation schedule.¹ Delays also increase the risk of contracting disease, e.g. one study found that children who had their pertussis vaccination delayed were four to six times more likely to be hospitalised for pertussis than those who received the vaccination on time.²

The PPP goal is for 85% or more of a PHOs enrolled population to have received their complete set of age appropriate vaccinations by their 2nd birthday.

The overall national immunisation goal set by the Ministry of Health is for 95% of children in New Zealand to be fully immunised by age two years.

Key concepts:

- An important focus of the PHO Performance Programme is for children to have received their necessary immunisations by the recommended age milestones
- A small minority of children are still not receiving these vaccinations and the reasons for this must be identified and addressed in order to reduce this disparity
- Barriers to vaccination include healthcare system factors e.g. access to appropriate services, healthcare provider factors e.g. inadequate communication and parent/carer factors e.g. fears and misconceptions
- Target interventions for people in the high needs group (Māori, Pacific peoples and those living in lower socioeconomic areas) in order not to increase disparities
- Effective communication and balanced information are essential to allay any fears and misconceptions

Immunisation rates reach 85% in 2010

Immunisation rates among children in New Zealand have been increasing over recent years. Latest data from the Ministry of Health shows that 85% of children in New Zealand that turned two between January and March 2010, had completed their age appropriate immunisations. Rates varied by DHB region, from 72% in Northland to 94% in Otago.

Immunisation rates by age two years also increased compared to previous years for the high needs population – Māori 80%, Pacific 87% and people living in Deprivation Level 9–10 (greatest level of deprivation) 82%.³

Although this data is encouraging, ongoing improvement in overall coverage rates is necessary and disparities are still apparent between population groups. Timeliness of vaccines also needs to be improved. Only 67% of children aged six months had completed their age appropriate immunisations (72% European, 53% Māori, 64% Pacific, 58% Deprivation Level 9–10, Figures 1 & 2) in March 2010.³

Identifying and addressing barriers to meeting immunisation targets

The development of vaccines has been one of the greatest advancements in modern medicine. Rates of childhood illness have decreased substantially, morbidity and mortality has reduced and disease epidemics have become rare. Diseases such as smallpox have been eradicated (except in laboratory settings) and others such as polio and measles are likely to disappear over the next few decades. The chance of surviving childhood today is considerably greater than even fifty years ago.

Despite this, a small number of parents still refrain from having their child immunised. The reasons for this can be grouped into three main categories:⁴

- Systems barriers e.g. access to services, appropriateness of services, cost
- Healthcare provider barriers e.g. inadequate knowledge about vaccines, lack of risk communication skills
- Parent barriers e.g. fears, misconceptions

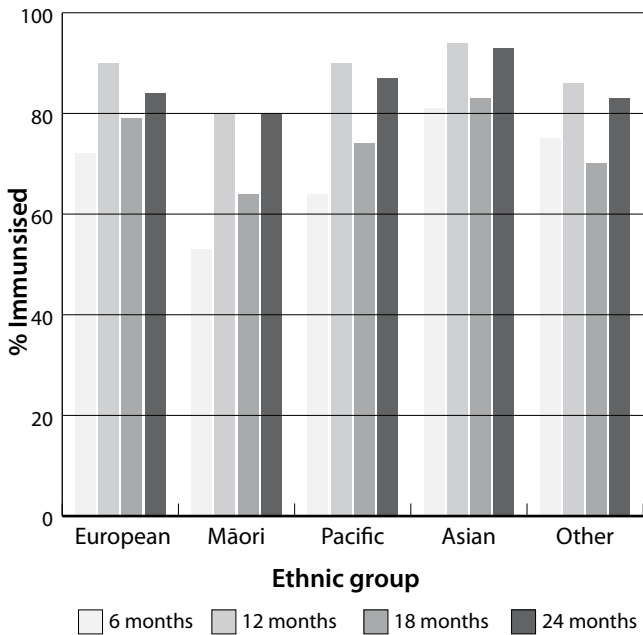


Figure 1: Immunisation coverage in New Zealand between January and March 2010, by ethnicity.³

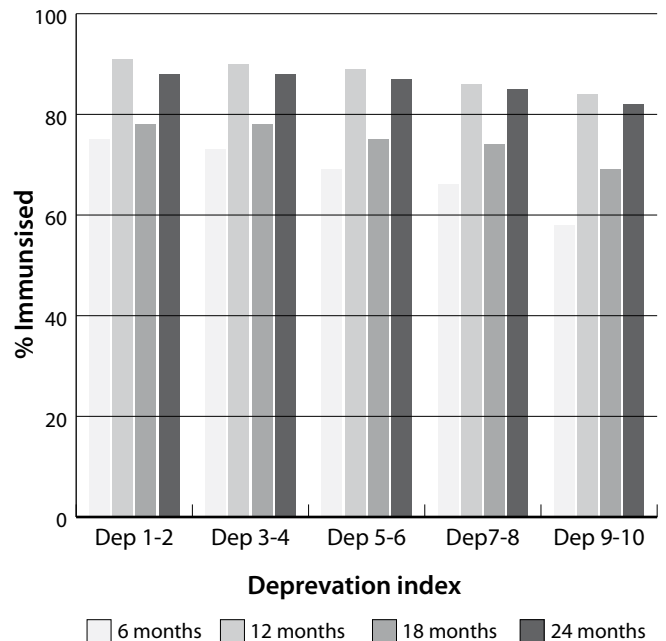


Figure 2: Immunisation coverage in New Zealand between January and March 2010, by deprivation level (Dep 1–2 = least deprived, Dep 9–10 = most deprived).³

Being aware of these barriers is a good first step, but awareness alone is not sufficient to overcome a barrier. Planning at a practice level is necessary to address issues and disparities. Key strategies include:

- Assess immunisation rates in your practice
- Develop approaches to increase rates of immunisation
- Educate families about the benefits and risks of immunisation
- Educate yourself about current routine and high risk schedule vaccine recommendations, non-schedule vaccines that are available, contraindications and adverse effects
- Educate yourself about the risks of diseases being vaccinated against

Addressing system barriers

High coverage rates for child immunisation relies on the premise that parents are aware of; the threat of illness, that vaccinations exist, that their child needs to be immunised and that they can access appropriate services. This is not always the case.

Even if the parent is aware that immunisation is necessary, not knowing where to go, inconvenient clinic hours, long waiting times and lack of personally appropriate services may all be barriers to receiving care. Immunisation schedules may be difficult to understand for some parents and they may be unclear as to what vaccines are necessary and at what time.

Also consider that new immigrants may not always be aware that vaccinations are necessary as all vaccines are not routine in all countries. They may require assistance with understanding the healthcare system and the New Zealand immunisation schedule, which can be further complicated by language barriers.

Cost is frequently a barrier to accessing services, especially in the high needs population. Visits to general practice for enrolled children under six may be subsidised or free

in some practices, and vaccinations on the national immunisation schedule are funded. However, other costs may be incurred such as transport costs in getting to the practice, childcare costs and wages lost due to taking time off work. This may mean that taking a child for their vaccinations can become a low priority.

Target the high needs population to avoid increasing disparities

Although immunisation rates among the high needs population are increasing at an encouraging rate, they are still lower than the total population in many areas and there is still progress to be made. Specifically targeting initiatives to Māori, Pacific people and those living in lower socioeconomic areas, helps to avoid increasing disparities.

- Use your Patient Management System (PMS) to identify children aged under two years who have not been immunised or who are overdue for immunisations (including past-due for follow-up vaccines)
- Check the National Immunisation Register (see sidebar over page) to see if immunisation has been given by another provider or if there is a contraindication or decline recorded
- Send an invitation to attend the practice for immunisation
- Place an alert on the patient record to discuss with the parents next time they attend
- Consider approaches unique to your practice population

Try to avoid viewing people as “hard to reach”, think of them instead as hard to find, unconvinced, uninformed, undecided or under-immunised.

Consider ways in which your practice may be viewed as “hard to use” and ways in which these barriers can be addressed. Do you offer flexible clinic hours? Is your service child-friendly? Do you provide information in different languages?

The National Immunisation Register

The National Immunisation Register is an electronic record of immunisation details of children in New Zealand. It was launched in 2004/2005 so data covers immunisations for children born from the launch date in their area onwards. It can be used by authorised health professionals to determine what vaccines a child has been given and when. This is especially useful if the child sees multiple providers or has moved.


The register also records medical or personal reasons for not receiving a particular vaccine. Children are automatically enrolled at birth, but parents have the option of removing them from the register.

Providers can access records from the register through their PMS or by phone. Vaccination information can be provided back to the register via the PMS or a paper-based system.

Community outreach programmes

If a practice is unable to make contact with a child's parents after repeated attempts, it may be possible that they will respond to a community outreach programme. However it should be clear that this is a "last resort" option as it is important that all efforts are made to get the child and their family re-engaged with general practice.

A range of outreach services are available to increase immunisation rates among people who may have encountered barriers in accessing mainstream services. Services may be provided in community settings or in people's homes.

 Contact your local immunisation co-ordinator, DHB or PHO for details of these services.

Fragmented care and incomplete immunisation records

Information about immunisations may be delivered by a variety of providers including midwives, Plunket, Māori and Pacific Well Child nurses, practice nurses, GPs, hospital vaccinators and outreach services. This may mean that parents are well targeted with information and opportunities to vaccinate their child, but it can also lead to fragmented care, contradictory information, delayed and missed immunisations.

The number of different providers that may be involved in a young child's care also increases the likelihood of incomplete immunisation records. It may be unclear as to who takes responsibility for providing recalls, following-up missed immunisations and ensuring that children are not "lost in the system".

Keep immunisation records up-to-date

As the quality of data in the National Immunisation Register is dependent on the quality of data received from providers, ensure that an accurate record of immunisation is recorded in the PMS, including any adverse reactions. Also record any reasons for vaccination refusal. Aim for uniformity in data entry within a practice.

Parents receive a “Well Child” book for newborns, usually from the Plunket nurse. This contains information about the New Zealand immunisation schedule and a written record of vaccines that the child has received. It is important to encourage parents to use this book and to keep it up to date.

Enrol young patients early

The way in which maternity care is organised in New Zealand makes it difficult for general practices to sometimes even be aware that a patient has had a new baby. Often the first contact is when the parent brings the child in for their six-week old health check.


Most hospitals and maternity facilities will inform a patient’s GP in writing, when she has a baby (if a GP is nominated). Consider using receipt of this letter as an opportunity to invite the mother to enrol the baby in the practice and provide information about immunisation. It is important to be aware if an infant is on a high risk immunisation schedule and requires extra protection from pneumococcal disease or is at risk of tuberculosis, e.g. a child with a medical problem or born to a mother who is hepatitis B positive.

If a mother presents to the practice while pregnant, make sure immunisation is discussed and create an expectation that the child will be enrolled in the practice when born.

A New Zealand study identified that children who are registered with their general practice at a younger age are more likely to subsequently complete the immunisation schedule.¹


How to catch up if immunisations are missed

Firstly establish which immunisations have been given and when (use the National Immunisation Register if necessary). A catch-up regimen can then be commenced based on the current age of the child.

 Immunisation catch-up schedules can be found in the 2008 National Immunisation Schedule Health Provider Booklet (Page 50).

If a child has come from another country, find out what the immunisation schedule is for that country and check they have received those vaccines. It is important to check by antigen rather than vaccine, e.g. some countries use single measles and rubella vaccines therefore a child would need MMR as a catch up to provide mumps protection.

If the child does not have a valid record of immunisation, start an age-appropriate catch-up programme based on vaccines on the New Zealand Immunisation Schedule.

 For details of immunisation schedules of other countries, contact your local immunisation co-ordinator/facilitator, medical officer of health or the Immunisation Advisory Centre (IMAC).

Addressing healthcare provider barriers

Missed opportunities and lack of time

In the course of a busy consultation it can be difficult to find time for preventive healthcare. Immunisation status is more likely to be checked at a well-child visit than a sick-child visit.

Asking about immunisation status and actively following-up on children who have missed immunisations takes time, and is not always prioritised.

Even if immunisation is discussed, there is often not enough time in one consultation to provide the level of information and reassurance needed in order for some parents to understand and realise the importance of immunisation and feel comfortable with the decision.

Take every opportunity to ask about and encourage immunisation.

Patients rely on information about vaccines from their general practice. When a young child attends for any reason, take the opportunity to check whether they have been immunised and discuss the reasons why, if they have not been.

A – Ask

B – Briefly advise

C – Communicate effectively

Validate a parents decision to immunise their child, emphasise both personal and community benefits and encourage them to encourage others.

Knowledge gaps and communication difficulties

Some clinicians may find it difficult to stay current with the national immunisation schedule and newly available vaccines. Vaccinators are expected to be knowledgeable about indications, contraindications and adverse effects, as well as the risks of the diseases being vaccinated against.

The benefits of vaccination must be explained, while acknowledging the rare chance of adverse effects.⁵ This can be endorsed with written resources e.g. brochures from the Ministry of Health.

There are only a few contraindications to vaccinations in young children (Table 1).⁶

There are also a few precautions to administering vaccines in young children (Table 2).⁶

There are also many **false** contraindications to vaccinations in young children, including:⁶

- Minor infections, without significant fever
- Asthma, hay fever, eczema
- Severe allergy to foods or medications unrelated to the vaccine (N.B. egg allergy is not a contraindication to MMR)
- Treatment with antibiotics or locally acting steroids (i.e. topical or inhaled)
- The child being over the usual age for immunisation
- The child's mother being pregnant
- Neonatal jaundice
- Prematurity in an otherwise well infant
- A child who is breast feeding
- Low weight in an otherwise healthy child
- Established neurological conditions such as cerebral palsy or Down syndrome

Table 1: Contraindications to vaccinations in young children ⁶

Vaccine	Contraindications
All Vaccines	<ul style="list-style-type: none">▪ Anaphylactic type reaction to a previous dose of that vaccine, or to any vaccine component
Pertussis-containing vaccines	<ul style="list-style-type: none">▪ Encephalopathy within seven days after a previous pertussis-containing vaccine▪ Evolving (undiagnosed) neurological problem*
Measles, mumps, rubella, MMR, varicella, yellow fever, oral polio	<ul style="list-style-type: none">▪ Immunosuppression (e.g. cancer treatment, high-dose systemic steroids[†])▪ Receipt of blood, plasma or immunoglobulin in the last 11 months[‡]
Influenza, yellow fever	<ul style="list-style-type: none">▪ Anaphylactic reaction to chickens, including eggs, egg protein, feathers.

* To avoid any implication of the vaccine in brain damage

[†] Exact dose of steroid is not well defined but in general a daily dose > 2 mg/kg or > 20 mg, taken for >14 days is a contraindication to live vaccines and may reduce the immune response to other vaccines⁷

[‡] To avoid a suboptimal immune response

- Family history of vaccine reactions, seizures or Sudden Infant Death Syndrome
- Contact with an infectious disease
- Clinical history of pertussis, measles, mumps or rubella (clinical history without laboratory confirmation can not be taken as proof of immunity)

Addressing parent barriers

Many of the serious diseases, for which vaccines exist, have now reduced in occurrence to the point where most people have no experience of their impact. When media coverage focuses on rare adverse effects and hypothesised negative health associations of vaccines, it makes it more difficult to justify their use to some parents.⁵

Anti-vaccine lobby groups campaign strongly and can easily convince parents who lack balanced information, not to immunise their child. These groups claim that vaccines do not eradicate or significantly reduce disease (it is simply a coincidence) or that vaccines themselves cause disease (e.g. autism). Many of these groups also

advocate homeopathic “vaccines” (water containing the “memory” of molecules), dangerously compromising the health of children.

Overcome barriers through effective communication

To effectively communicate the benefits and risks of immunisation to parents, it must first be established what factors are affecting the parents acceptance and perception of these benefits and risks.⁵

Listen to, and acknowledge, parents concerns about immunisation, provide clear and balanced information, respectfully correct any misinformation and build a trusting relationship. It may take several appointments before some parents are convinced or ready for their child to be immunised. Let parents take the time to feel prepared, do not rush them, encourage questions, let them have time to absorb the information.

Not knowing what to expect

Parents may be unsure about how vaccinations are given and fear that it will cause undue pain and suffering for

Table 2: Precautions when administering vaccines in young children ⁶

Precaution	Explanation
Giving a live vaccine less than four weeks after another live vaccine (unless given on the same day)	There is a theoretical risk that administering a live virus vaccine (e.g. MMR, varicella) within four weeks of another live virus vaccine, will result in a suboptimal immune response. This does not apply to live vaccines administered on the same day, which is acceptable.
Allergy to vaccine components	Provided there is no history of anaphylaxis, allergies to vaccine components, e.g. asthma following exposure to feathers, or a rash following consumption of eggs, should be treated as a precaution only. A longer period of observation following immunisation is recommended.
Thrombocytopenia or history of thrombocytopenic purpura and MMR	In most circumstances, the benefits of vaccination are greater than the potential risks and giving MMR is justified, particularly in view of the even greater risk of thrombocytopenia following measles or rubella.
Haemophilia and related bleeding disorders	Children with haemophilia and related bleeding disorders should be immunised. In some cases of severe haemophilia the vaccine can be given subcutaneously rather than intramuscularly. Prophylaxis should be given on the same day as the vaccine. Consult a haematologist for advice if required.

New Zealand immunisation schedule for children

The National Immunisation Schedule is now reviewed every three years by an expert advisory committee and changes are made as new, effective vaccines become available. The next schedule review is due in 2011.

The National Immunisation Schedule	
Age	Diseases covered and Vaccines
6 weeks	Diphtheria / Tetanus / Pertussis / Polio / Hepatitis B / Haemophilus influenzae type b - 1 injection (INFANRIX®- hexa) Pneumococcal - 1 injection (Prevenar®)
3 months	Diphtheria / Tetanus / Pertussis / Polio / Hepatitis B / Haemophilus influenzae type b - 1 injection (INFANRIX®- hexa) Pneumococcal 1 injection (Prevenar®)
5 months	Diphtheria / Tetanus / Pertussis / Polio / Hepatitis B / Haemophilus influenzae type b - 1 injection (INFANRIX®- hexa) Pneumococcal - 1 injection (Prevenar®)
15 months	Haemophilus influenzae type b - 1 injection (Hiberix™) Measles / Mumps / Rubella - 1 injection (M-M-R® II) Pneumococcal - 1 injection (Prevenar®)
4 years	Diphtheria / Tetanus / Pertussis / Polio - 1 injection (INFANRIX-IPV™) Measles / Mumps / Rubella - 1 injection (M-M-R® II)
11 years	Diphtheria / Tetanus / Pertussis 1 injection (Boostrix™)
12 years girls only	Human Papillomavirus ** - 3 doses given over 6 months (GARDASIL™)

Hepatitis B and Human normal immunoglobulin at birth if mother hepatitis B positive

BCG vaccine if assessed at risk for tuberculosis if under six months or Mantoux test if assessed at risk between six months and five years prior to BCG vaccine

Extra pneumococcal protection for high risk under fives at age two and three to five years of age

Annual influenza protection from age six months if high risk

their child. Parents should be fully informed and involved in the vaccination process. Uncertainties and negative experiences shared with whānau and friends can cause this barrier to become widespread.

To allay fears about vaccine administration show parents the needles and equipment for vaccination, explain what will happen and tell them they are welcome to bring a support person if they are likely to be upset by the vaccination procedure for their child.

Parents often like to hold their child in the “cuddle” position during vaccination. Mothers may wish to breastfeed immediately afterwards and they should be supported to do so. Some parents prefer not to hold their child during vaccination, so if possible arrange an appointment when another practice staff member is able to assist.

Explain that adverse effects are usually mild and transitory (Table 3). Make sure the parent knows that they will be required to wait at the surgery for at least 20 minutes after the vaccination for observation to ensure there is no severe allergic reaction.

In the past some practitioners would use paracetamol prophylactically at the time of vaccination, however research now suggests that this may lessen the effectiveness of the vaccine.⁸ Therefore paracetamol is only recommended after vaccinations if distress from fever, pain or irritability occurs.


 See BPJ 25 (Dec, 2009). “Reconsider paracetamol use post-vaccination” for further information.

Table 3: Adverse effects of vaccine administration

Common	Rare
Redness, swelling, soreness at injection site	Allergic reactions to components (e.g. egg, yeast, gelatine, neomycin)
Fever and irritability	Febrile seizures
	Sterile abscesses

Common fears and misconceptions

One of the main barriers to vaccination for some parents is the fear that the vaccine itself will cause harm to the child. This is despite the fact that the risk of adverse effects from vaccination is extremely low compared to the risks to the child if they contract the disease.

A common fear is that vaccine administration causes the onset of neurological conditions such as autism. There is no evidence that there is a causative association between vaccinations and autism. Signs and symptoms of autism-spectrum disorders often become apparent at a similar time in the child’s life to when they are receiving vaccines, therefore an association is assumed.⁵

Thiomersal (ethyl-mercury, also known as thimerosal) was used as a preservative in some older vaccines. There was concern expressed that the mercury exposure associated with receiving a thiomersal containing vaccine, would result in the development of autism. Multiple epidemiological studies have found no association between thiomersal and autistic-spectrum disorders. Modern vaccines contain either no thiomersal or only minute traces.⁵ All vaccines on the current New Zealand immunisation schedule are thiomersal free.

Another misconception is that vaccination is linked to the development in later life of chronic diseases such as asthma, diabetes or multiple sclerosis. Again, there is no evidence of these associations.⁵

Fear of weakening the immune system

Some parents believe that administering too many vaccines at once weakens the immune system because it is “overloaded” with antigens. In actual fact, modern vaccines now contain lesser amounts of antigens. There are only about 50 antigens in the current, combined children’s vaccines compared to 3000 in the one whole cell pertussis vaccine, which is no longer used. In addition, the burden to the immune system of contracting any one of the diseases being vaccinated against is much greater.⁵

The danger of association

In early 2010, the Lancet withdrew a 1998 observational study of eight children by Dr Andrew Wakefield and colleagues. The results of the study raised the hypothesis that there was a connection between the Measles, Mumps and Rubella (MMR) vaccine and autism and inflammatory bowel disease. Many subsequent studies on hundreds of thousands of children by other researchers failed to replicate the results. It was later determined that Wakefield had serious conflicts of interest and had allegedly “fixed” the results of the study, however by this time serious consequences had already occurred. Media attention from Dr Wakefield’s original hypothesis resulted in a significant decline in vaccination rates and a rise in the cases of measles among children in the United Kingdom, including at least four deaths.

Religious objections

Some people may have religious objections to using vaccines, e.g. concerns over the original viruses for some vaccines being grown in cell lines from aborted foetal tissues (single antigen rubella vaccine, MMR vaccine, single antigen chickenpox vaccine and Hepatitis A vaccines). However most religious leaders are of the view that the source of the cell line was not the choice of the parents and that the only viable option to protect their child and the community from these diseases is to use the vaccine.⁹ Parents should be encouraged to discuss any concerns with their religious leaders.

Cultural beliefs

For some cultures, visits to healthcare providers do not occur until there are symptoms, therefore protecting against a possible future occurrence of disease is not

considered. Many also believe that prevention can be achieved through maintaining a good diet, achieving good spiritual balance and using traditional remedies that promote health. It is important to be respectful of cultural beliefs, but also to provide a balanced viewpoint on the importance and necessity of vaccination. Consider seeking the assistance of culturally specific healthcare providers.

Misconception that natural immunity from disease exposure is superior

Some parents believe that vaccines are not natural and that it is much better for a child to contract a disease and subsequently become immune (e.g. chicken pox “parties”). Others may believe that they are able to control their child’s exposure to disease through environmental factors, therefore immunisation is unnecessary.

Parents can justify the choice not to immunise the child by believing that if the child becomes ill from an adverse reaction to a vaccination, it is their fault but if they become ill from a disease, it is an act of nature and therefore they are not to blame.⁵

A child who is not vaccinated is being placed at undue risk of contracting a virus which can cause serious harm or even death. In addition, contracting a virus does not necessarily infer that the child will become immune.

“Other children are immunised so mine does not have to be”

Parents may rely on the fact that the majority of other children are immunised to protect their own child. However, this simply increases the risk for everyone, by increasing the circulation of disease.

Herd immunity occurs when a certain proportion of the population is vaccinated against a disease, significantly reducing the spread of that disease and consequently providing protection to unvaccinated people. The exact proportion of people needed to be vaccinated for herd immunity to occur is different depending on the disease, but is usually around 95%. Only a small proportion of

people can remain unvaccinated to retain herd immunity in a population. This relies upon the majority of healthy individuals being vaccinated, thus protecting those who cannot receive vaccines due to serious medical conditions e.g. immune disorders and organ transplants are contraindications for live vaccines.

In New Zealand, there continue to be outbreaks of diseases such as measles and pertussis. This is because herd immunity of the population is not sufficient, due to lack of vaccination in some communities.

Non-schedule vaccines

There are several vaccines available that are not currently part of the National Immunisation Schedule, but are available for purchase by parents. Varicella (chicken pox) and rotavirus vaccines are not presently funded, but are used in many other countries schedules and are predicted to be part of the New Zealand immunisation schedule in the future (although they will not be on the next schedule change in 2011).

Meningococcal C vaccine, which is used in many other Western countries (as part of their immunisation schedules) is available for purchase in New Zealand. Travel vaccines such as hepatitis A may be given but check the age for licensure e.g. typhoid vaccine is not given under age two.

Varicella

Varicella zoster virus (human herpes virus type 3), otherwise known as chickenpox, affects an estimated 90% of children in New Zealand. It has a peak incidence between age five to nine years, although

with more children attending pre-school and day care facilities, peak incidence may now be occurring at an even younger age. Varicella is highly infectious and can be transmitted to around 85% of those who have close contact with an infected person.¹⁰

Varicella causes fever, general unwellness and an itchy, full body rash lasting for one to two weeks. The disease is usually mild but it can cause serious illness and complications such as cerebellitis, aseptic meningitis and pneumonia in some children (even in previously healthy children). Varicella is usually more severe for adolescents, adults, people who are immunosuppressed (including taking oral steroids), people with skin conditions or recent sunburn, people with asthma or other lung conditions and smokers/smoking households.¹⁰

Contracting varicella during pregnancy is associated with some significant risks to the foetus. Varicella during week eight to twenty of pregnancy is associated with a 0.7–2% risk of congenital varicella syndrome. This can result in scarring, blindness, growth

retardation, limb and cranial malformations, delayed development, mental retardation, spontaneous abortion or foetal death. If the mother has varicella during weeks 25 to 36 of pregnancy, there is a 0.8–1.7% risk of the child developing herpes zoster infection (shingles) during infancy. In addition, there is a 17–30% risk of serious disease for a newborn if the mother has varicella in the period ranging from five days before to two days after birth.¹⁰

Therefore, reasons to consider varicella vaccination include the potential risk of serious complications of the disease, and the subsequent risks to non-immune adults, particularly pregnant women and people who are immunocompromised.

Varicella vaccination may be administered in children aged nine months to 13 years (single dose), who have not previously had the illness. It may be given at the same time as other vaccines including MMR, DTaP, hepatitis B and meningococcal C conjugate. Children aged 14 years or older and adults receive two doses of the vaccine.

Immunocompromised children (e.g. undergoing treatment for cancer) cannot be given varicella vaccine as it is a live vaccine, however these children are at particularly high risk and it is important to offer vaccination to close contacts. As with all live vaccines, varicella vaccine is contraindicated during pregnancy and if not given simultaneously with other live vaccines e.g. MMR, it should be given at least four weeks apart.

The cost of the vaccine is approximately \$90 per dose.

Tetravalent vaccines including measles, mumps, rubella and varicella (MMRV) are currently available

overseas and are likely to be available in New Zealand within the next few years.

Rotavirus

Rotavirus infections are the most common cause of diarrhoea in children aged under two years. It is estimated that almost all children will be infected by age three years.¹⁰

Symptoms include watery diarrhoea, vomiting, fever and abdominal pain, lasting for up to eight days. Significant dehydration and metabolic acidosis occur in approximately 1–2% of infected children.¹⁰

Children do not become immune after infection with rotavirus, but subsequent infections are usually less severe. Most adults infected with rotavirus do not have any symptoms.¹⁰

Rotarix and RotaTeq are oral rotavirus vaccines currently available in New Zealand. The first dose is given between age six and fourteen weeks and the second dose given around four weeks later (but before age 24 weeks). The vaccine is administered orally, to the inside of the cheek, using an applicator. The dose may be repeated if the child spits or regurgitates most of the liquid. Rotavirus vaccine may be administered at the same time as DTaP, Hib, IPV, Hep B and pneumococcal conjugate (i.e. routine paediatric vaccines).

Rotavirus vaccine does not protect against non-rotaviral gastroenteritis or diarrhoea due to other causes.

The cost of the vaccine is approximately \$140 per dose.

Resources

Immunisation Advisory Centre. Free phone: 0800 IMMUNE (0800 466863) or visit:
www.immune.org.nz

Paediatric Society of New Zealand: Kids health.
www.kidshealth.org.nz

Ministry of Health. Immunisation
www.moh.govt.nz/moh.nsf/indexmh/immunisation-diseasesandvaccines

World Health Organisation:
www.who.int/topics/immunization/en



ACKNOWLEDGMENT Thank you to **Dr Nikki Turner**, Director Immunisation Advisory Centre, Senior Lecturer, Division of General Practice and Primary Health Care, University of Auckland and **Barbara Warren**, Otago Immunisation Coordinator, Southern DHB, for expert guidance in developing this article.

References

1. Grant C, Turner N, York D, et al. Factors associated with immunisation coverage and timeliness in New Zealand. *Br J Gen Pract* 2010;60(572):e113-20.
2. Grant C, Roberts M, Scragg R, et al. Delayed immunisation and risk of pertussis in infants: unmatched case-control study. *BMJ* 2003;326(7394):852-3.
3. Ministry of Health (MoH). Immunisation coverage at milestone age: 1 January 2010 to 1 April 2010. Wellington: MoH, 2010.
4. Burns H, Zimmerman R. Immunisation barriers and solutions. *J Fam Pract* 2005;54(1):S58-62.
5. Kimmel S, Wolfe R. Communicating the benefits and risks of vaccines. *J Fam Pract* 2005;54(1):S51-7.
6. Immunisation Advisory Centre. Contraindications and precautions to vaccination. Available from: www.immune.org.nz (Accessed June, 2010).
7. Ministry of Health (MoH). Immunisation handbook. Wellington: Ministry of Health, 2008.
8. Prymula R, Siegrist C, Chibek R et al. Effect on prophylactic paracetamol administration at time of vaccination on febrile reactions and antibody responses in children: two open-label, randomised controlled trials. *Lancet* 2009 Oct 17;374(9698):1339-50.
9. Chatterjee A, O'Keefe C. Current controversies in the USA regarding vaccine safety. *Expert Rev Vaccines* 2010;9(5):497-502.
10. Immunisation Advisory Centre. Vaccine preventable diseases. Available from: www.immune.org.nz (Accessed June, 2010).